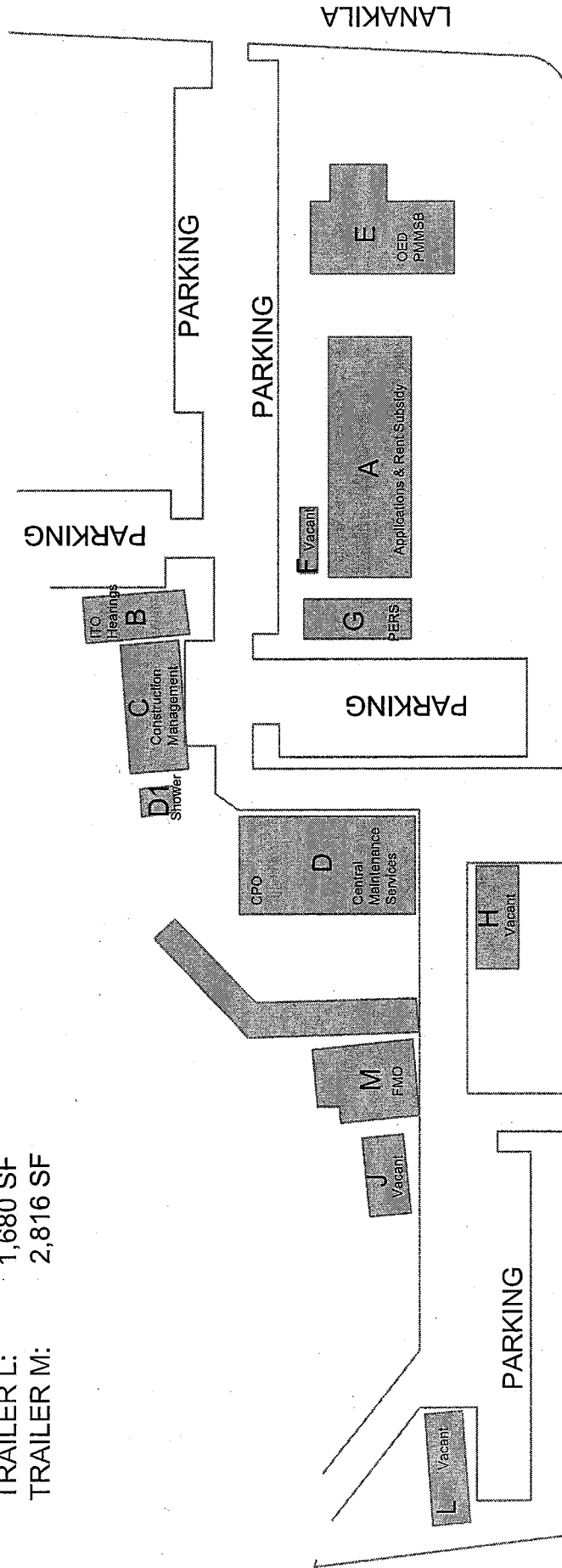
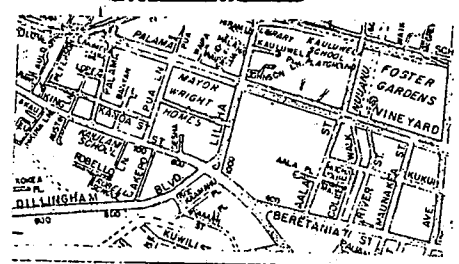
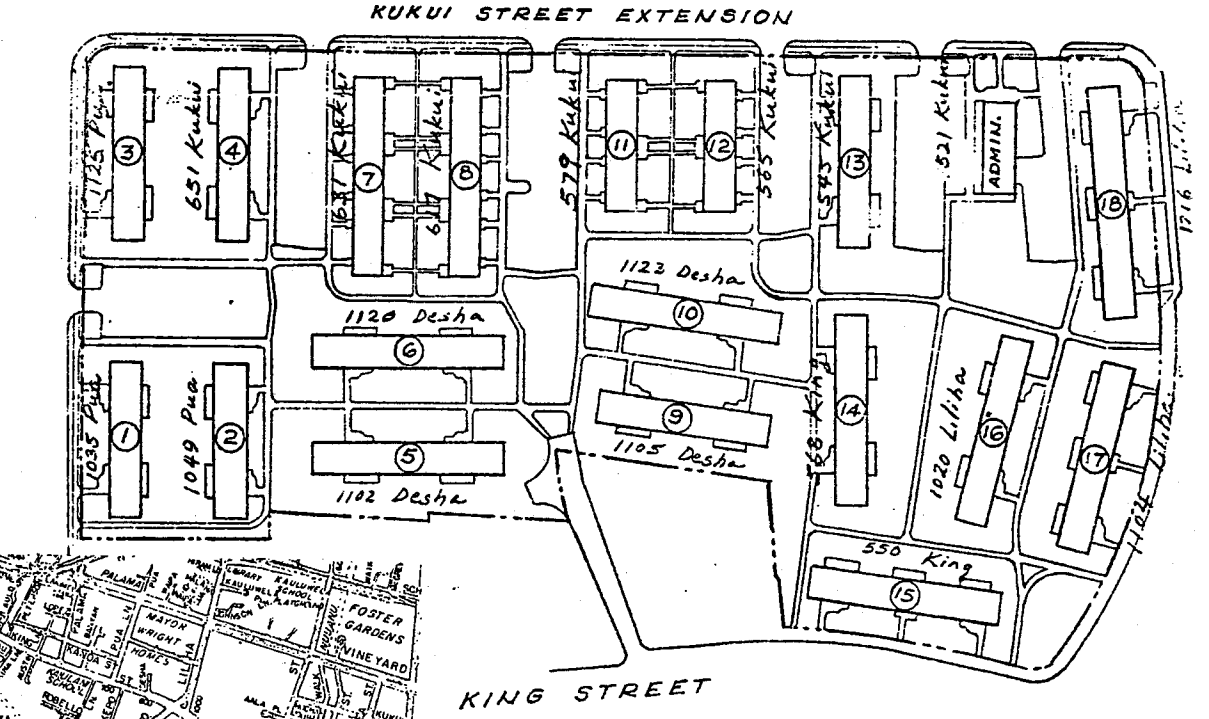
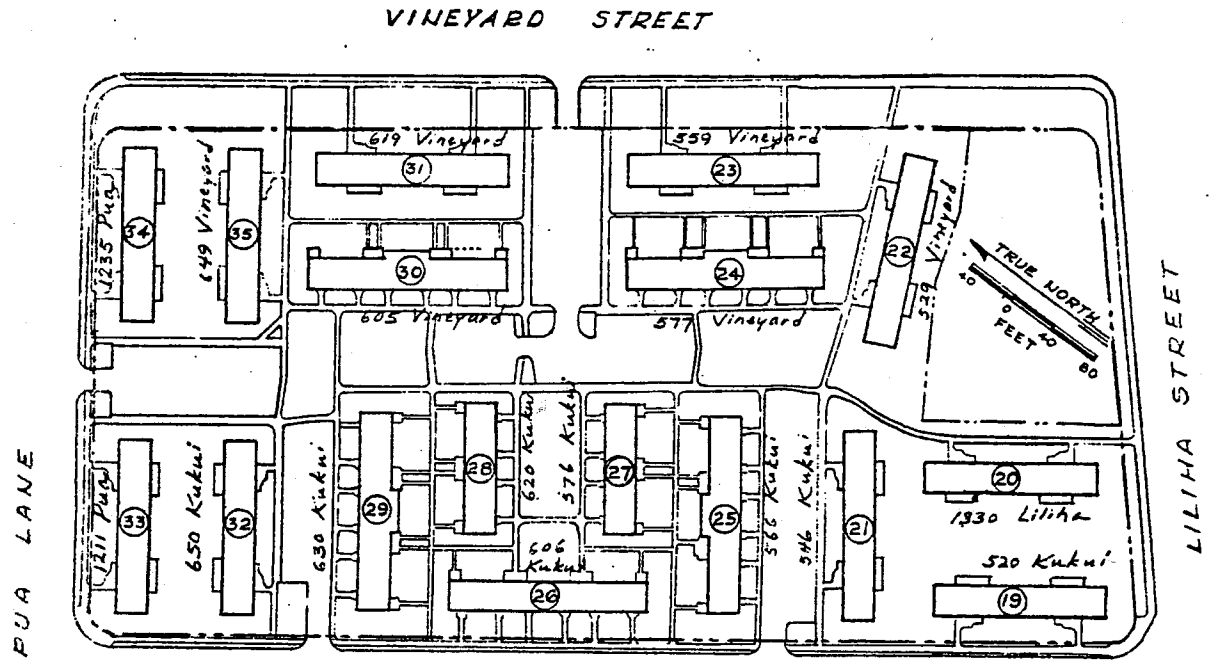


BLDG A:	6,850 SF
BLDG B:	1,650 SF
BLDG C:	2,800 SF
BLDG D:	5,100 SF
BLDG D1:	255 SF
BLDG E:	4,950 SF
TRAILER F:	200 SF (LEFT SIDE - DIAMOND HEAD)
TRAILER G:	1,712 SF
TRAILER H:	1,458 SF
TRAILER J:	1,216 SF
TRAILER L:	1,680 SF
TRAILER M:	2,816 SF





LEGEND FOR CONSTRUCTION

IN PROGRESS - OUTLINED	FINISHED - SOLID COLOR
EXCAVATION & FOUNDATIONS	BLACK
LOGS, WALKS, ROOFS	ORANGE
EXTERIOR FINISH	GREEN
PIPING & PLUMBING	BLUE
PAINTING	BROWN
BUNCH LIST ITEMS	RED

LEGEND FOR LANDSCAPE WORK

IN PROGRESS - OUTLINED	FINISHED - HATCHED
PLANT TREES & SHRUBS	YELLOW
LAWN WORK	PURPLE

PUBLIC HOUSING ADMIN.
HOUSING AND HOME FINANCE AGENCY
Accompanying Proj Photo Nos.

Note: 1102 Desha denotes mailing address.

HAWAII HOUSING AUTHORITY
HONOLULU, HAWAII

SITE PLAN DIAGRAM
MAYOR WRIGHT HOMES
PROJECT HA 1-3
July 3, 1950
PLAN NO 550

S.O. T.M.K.: 1-7-29:3&4