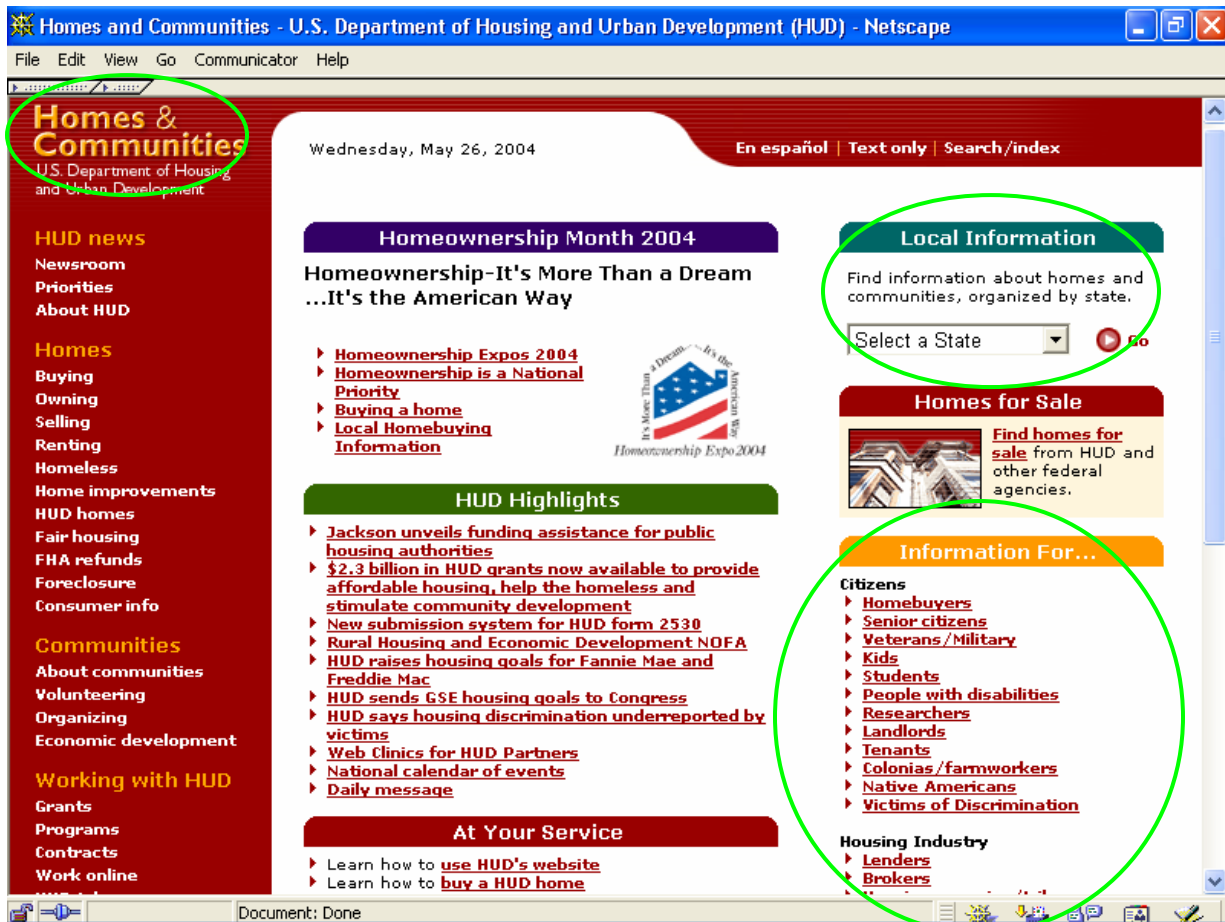


# How to Navigate www.hud.gov

**Basic Navigation:** You can move through HUD's web site in 3 ways:

- By **topic** – always on the left side of every page
- By **audience group** – listed under “Information For...” tab on the right side of the front page. These are one-stop pages that link to information of interest to each specific group.
- By **state** – located at the top right side of every page. On these pages, we provide local HUD information and links to resources within your own state.

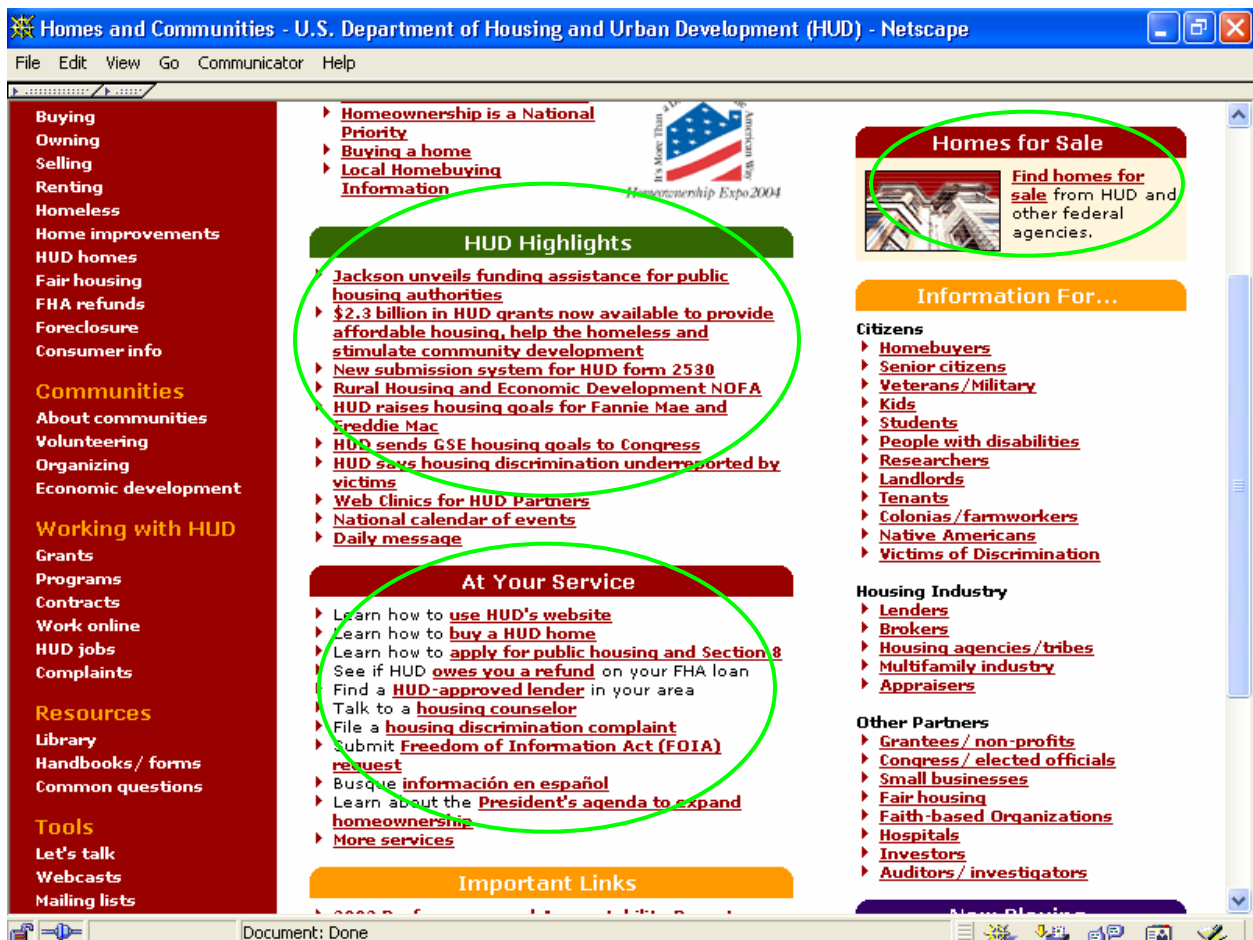


As you move farther down in our site, you may move into sections that are managed by specific organizations within HUD. On these pages, you will see a different set of topics appear in bold white, in the topics column. You can get back into the top level pages of the website by clicking on one of the major sections that appear in gold text, on the left side of the page.

**HINT:** You can always get back to the front page of our website by clicking on the “Homes and Communities” image at the top left of each page.

**The Front Page:** The front page of our website offers several features:

- **Homes for Sale:** The "homes for sale" box on the right side of the front page takes you to property listings from HUD and from other federal agencies. It's the most popular page on our website, so we made it easy to find. It also offers information about buying homes, as well as listings of multifamily properties for sale.
- **HUD Highlights:** In the middle of our front page, you can find current "hot topics" at HUD and other information of note. The highlights change frequently; so, you may want to check them often.
- **At Your Service:** Also in the middle section you'll find a list of services offered on HUD's website. You can learn how to use HUD's website, buy a home, learn how to find rental help, and more.



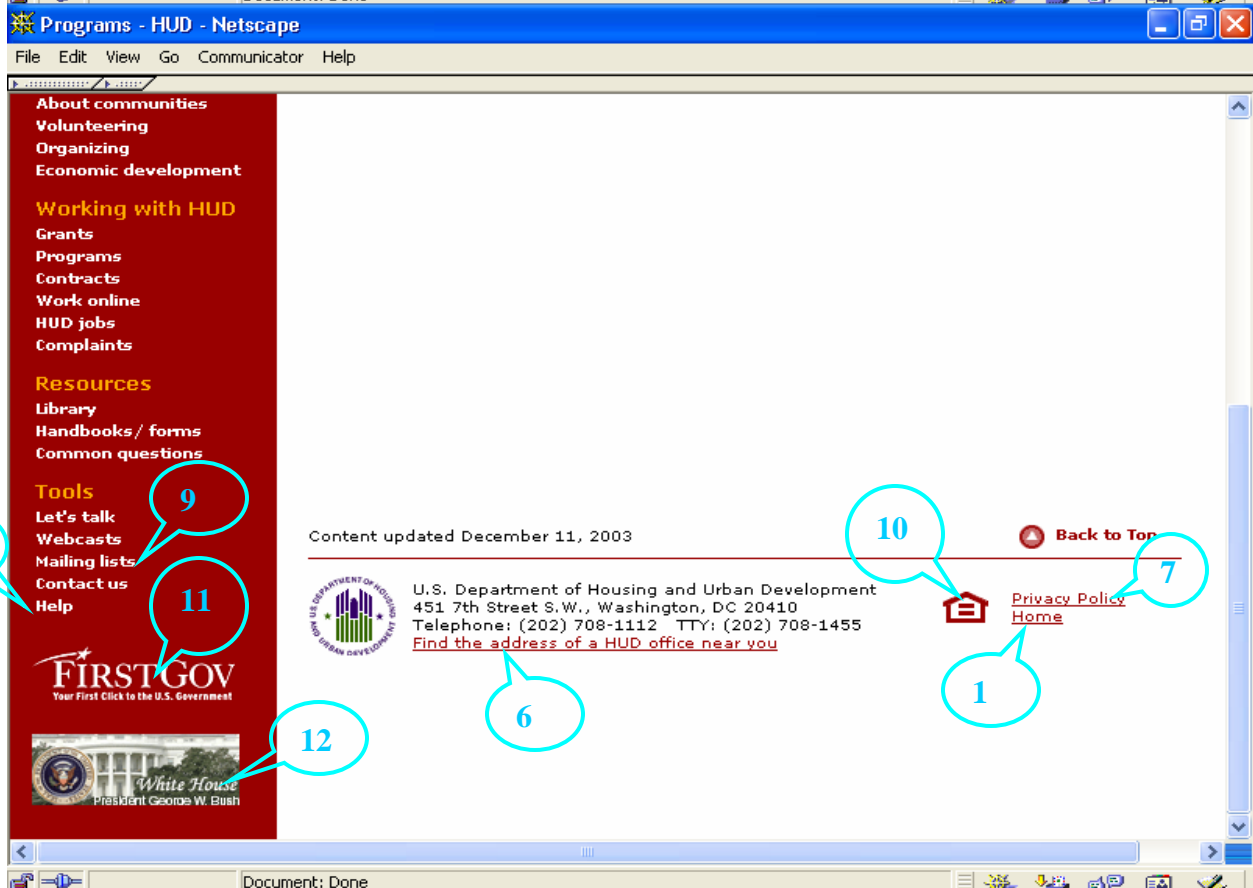
## Front Page continued:

- **Webcasts:** You can view a schedule of our webcasts by clicking on the "webcast" icon at the lower right side of the front page or by clicking on "webcasts" in the topic column. We offer online videos of training programs, speeches, press conferences, public service announcements, and more. You'll find a link to the free software you will need to view the videos; and we offer our webcasts at a variety of speeds, to fit the capabilities of your modem.
- **Let's Talk:** Want to share your ideas and concerns with others? HUD offers a variety of online discussions that you can join. Click on "Let's Talk" at the bottom of the front page or in the topic list on the left side of the page; and you can select a discussion that fits your interests.

The screenshot shows the HUD website front page in a Netscape browser window. The browser title is "Homes and Communities - U.S. Department of Housing and Urban Development (HUD) - Netscape". The page layout includes a red sidebar on the left with navigation links such as "Organizing", "Economic development", "Working with HUD", "Grants", "Programs", "Contracts", "Work online", "HUD jobs", "Complaints", "Resources", "Library", "Handbooks / forms", "Common questions", "Tools", "Let's talk", "Webcasts", "Mailing lists", "Contact us", and "Help". The "Tools" and "Let's talk" links are circled in green, with a green arrow pointing from "Let's talk" to the "At Your Service" section. The main content area features a "At Your Service" section with links like "use HUD's website", "buy a HUD home", "apply for public housing and Section 8", "owes you a refund", "HUD-approved lender", "housing counselor", "housing discrimination complaint", "Freedom of Information Act (FOIA) request", "información en español", "President's agenda to expand homeownership", and "More services". Below this is an "Important Links" section with links to "2003 Performance and Accountability Report", "Equal employment opportunity data posted pursuant to the No Fear Act", and "regulations.gov". On the right side, there are sections for "Landlords", "Tenants", "Colonias / farmworkers", "Native Americans", "Victims of Discrimination", "Housing Industry" (Lenders, Brokers, Housing agencies / tribes, Multifamily industry, Appraisers), and "Other Partners" (Grantees / non-profits, Congress / elected officials, Small businesses, Fair housing, Faith-based Organizations, Hospitals, Investors, Auditors / investigators). A "Now Playing" section features a video player titled "Recovery Policy for Public Housing Authorities". At the bottom, there is a "Back to top" link, contact information for the U.S. Department of Housing and Urban Development, and a "Privacy Policy" link. The footer also includes the "FIRST GOV" logo and the White House logo.

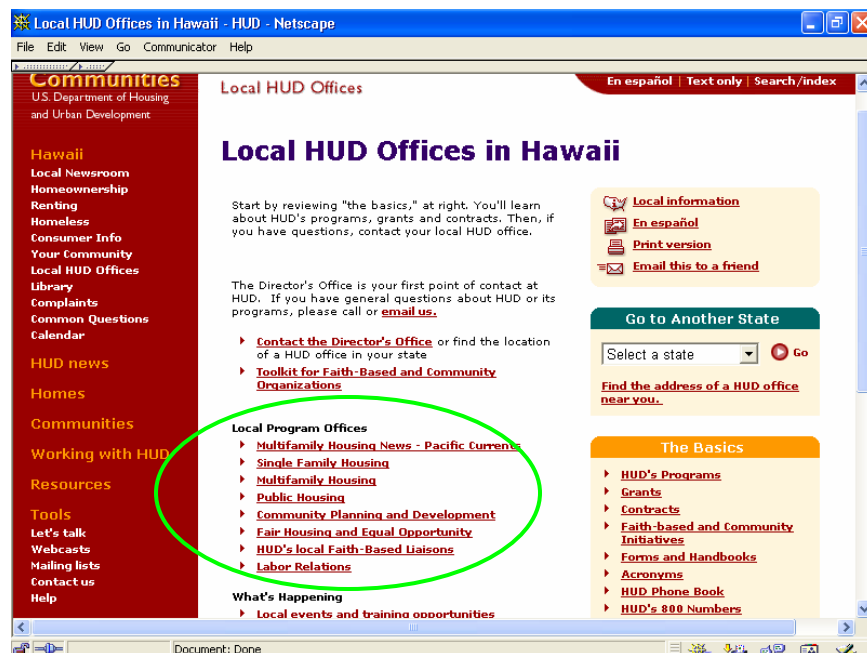
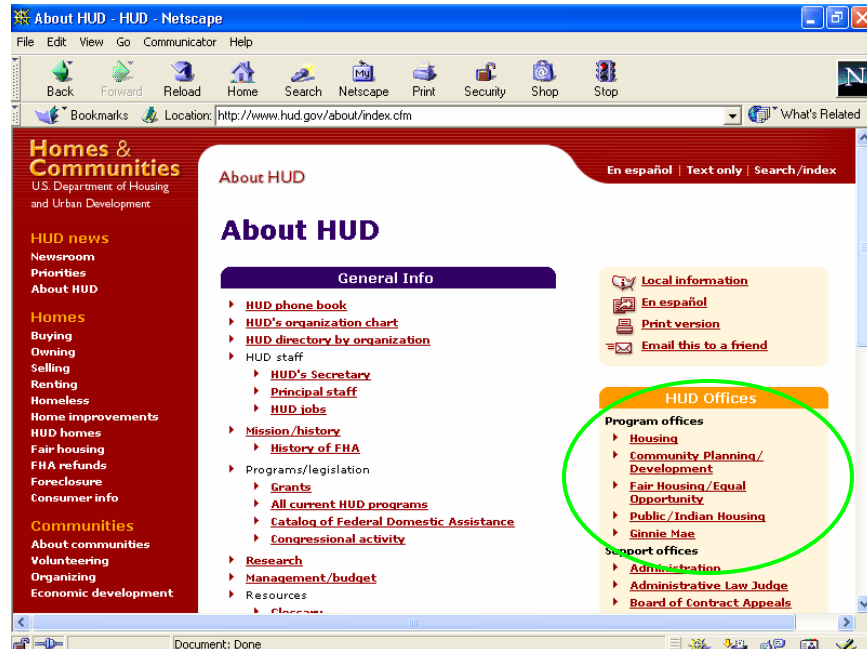
## Standard Features on Every Page:

1. **Front Page:** You can always get back to the front page of our website by clicking on the “Homes and Communities” image at the top left of each page and by clicking on the “Home” link at the bottom right side of each page.
2. **Spanish Version:** [espanol.hud.gov](http://espanol.hud.gov) is the Spanish version of our website. If you are reading the English version of a page for which there is a Spanish version, you can click on the “En espanol” tab at the top right of every screen or you can click on the "En espanol" link in the toolbox at the top right corner of the page, and you will go directly to that same page, in Spanish.
3. **Text Only:** A text version is available by clicking on the "text only" tab at the top right of every screen. You might want to use this version when you don't want to wait for all those graphics to download.
4. **Search and Site Index:** We also provide a site index - an alphabetical listing of the most frequently requested information - and a Search tool on the “Search/index” tab at the top right of every screen.
5. **Toolbox:** The "toolbox" at the top right hand side of each page offers standard links to our *Local information*, *En espanol*, a *Print version* of the page, and an option to *Email this page to a friend*.
6. **Local HUD Offices:** You can get a list of HUD's local offices, including their addresses and phone numbers, by clicking on "Find the address of a HUD office near you" link at the very bottom of every screen, right below the address and main phone number for HUD's Headquarters Building in Washington DC.
7. **Privacy:** If you'd like to know what HUD is doing to protect your right to privacy, click on the "Privacy Statement" link at the bottom right side of every page.
8. **Help:** If you want to know how to print the pages of HUD's website so that the entire page shows or find out other technical hints about HUD's website, click on "Help" in the topic list, at the bottom of the left-hand column.
9. **Mailing Lists:** You might be interested in subscribing to one of our mailing lists, so you can get updates on topics of interest to you. Just click on "Mailing Lists" at the lower end of the topics list on the left side of the page, choose the lists that you want, and type in your email address. That's all there is to it!
10. **Fair Housing Logo:** To download a copy of the Equal Housing Opportunity Logo to use on your own website or on your publications, just click on the “Fair Housing icon” near the bottom right corner of every page.
11. **Information from other Government agencies:** First.Gov is a one-stop site for information from other government agencies – federal and state. Click on the “FIRSTGOV” icon at the bottom left column.
12. **White House:** To visit the White House website, click on the “White House” icon at the bottom left column.



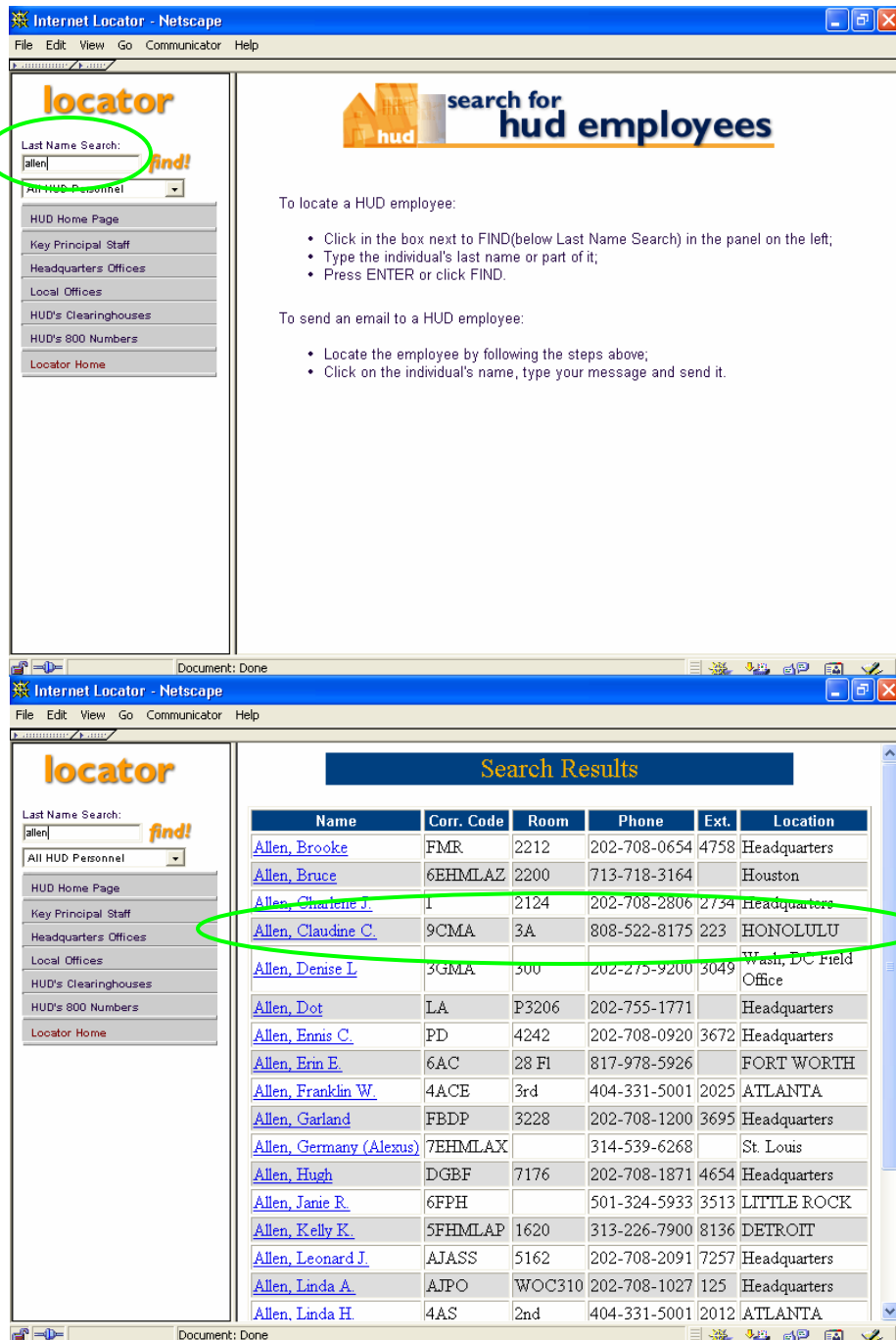
## For HUD Business Partners: (e.g., Public Housing Agencies, Non-Profit or Local Government Grantee, etc.)

**About HUD:** To find specific guidance from a program area, visit sections managed by our Headquarters program offices or sections managed by our local program offices. To get to **Headquarters offices**, click on “About HUD” and then the program office of your choice in the column on the right. To get to the **local program offices** section, select your state from the “local information” box and then click on the topic, “Local HUD Offices.” You’ll see a list of local program offices.

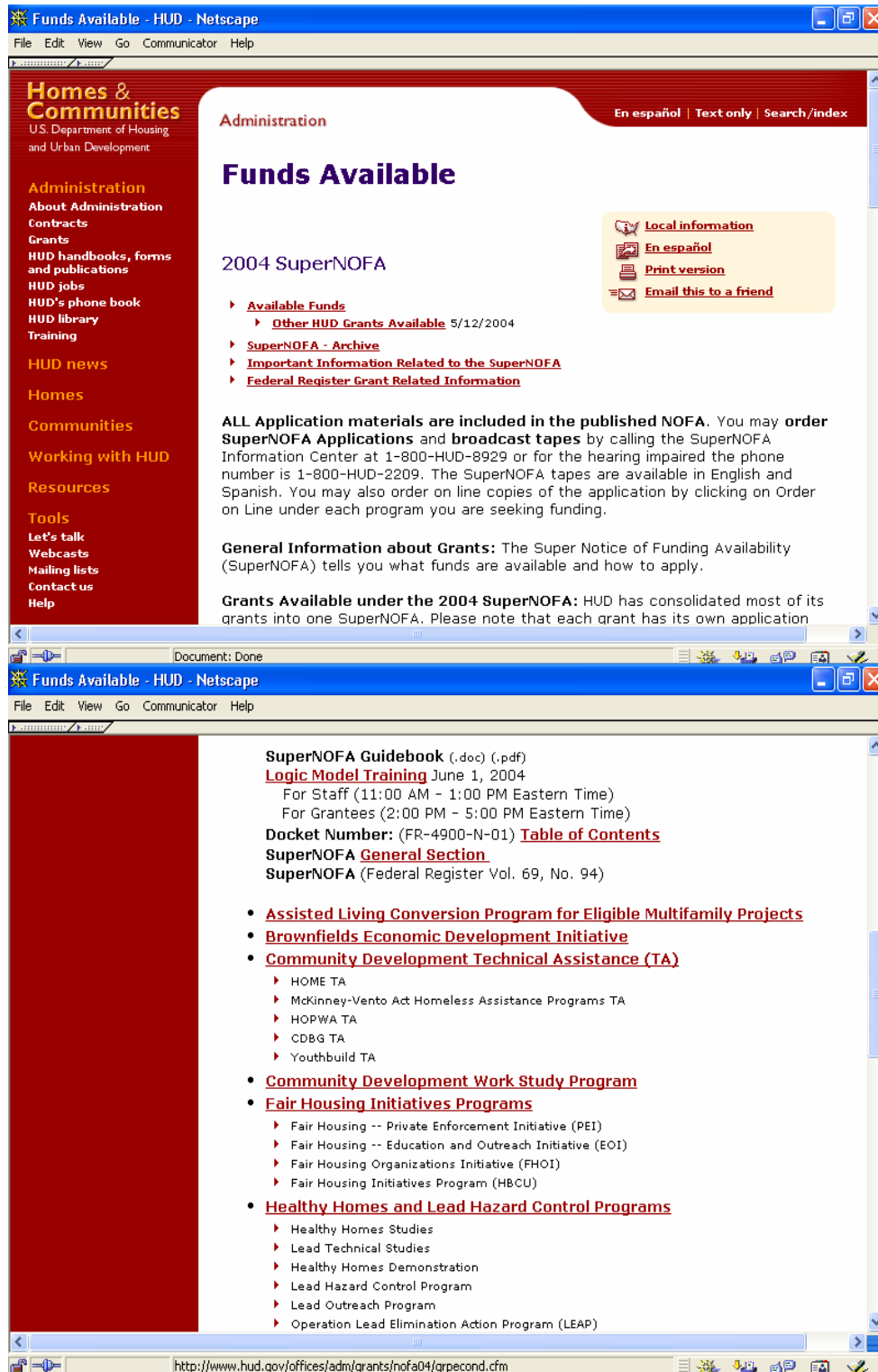


**Honolulu Field Office Directory:** To find a directory of the Honolulu Office staff, go to [www.hud.gov/local/hi/community/contacts.cfm](http://www.hud.gov/local/hi/community/contacts.cfm). You may want to add this link to your list of bookmarks.

**How to call or email a particular HUD employee:** Click on “About HUD”, then “HUD phone book.” Type the person’s last name and press enter. Click on the person’s name to send an email message.



**HUD Funds Available – SuperNOFA:** Click on “Grants” then “Funds Available.” This site provides information on each individual NOFA, including required forms, and satellite broadcast information.

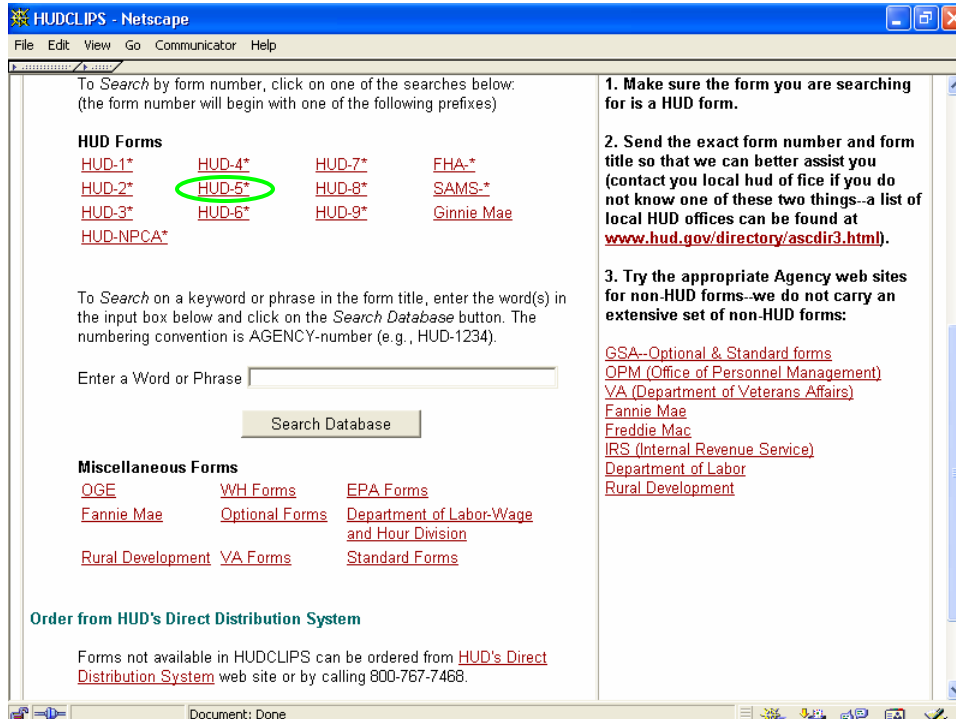




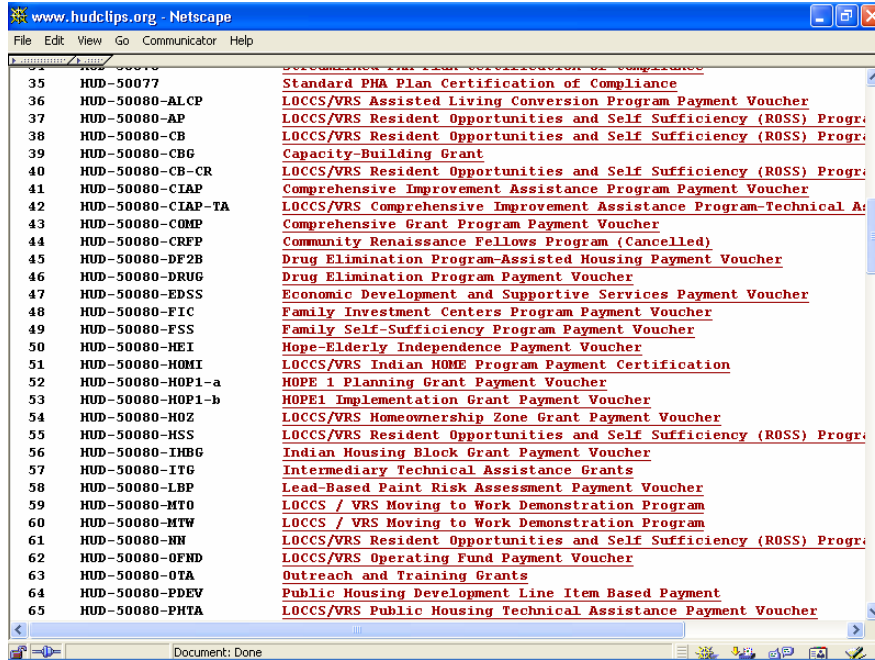
**HUD Forms and Directives:** [www.hudclips.org](http://www.hudclips.org) provides a link to HUD Forms and a library of recent issues of the Federal Register, Codes and Acts, HUD Handbooks, Notices, and various Letters.



After clicking on the “forms” link you will be able to choose a form by the form number. Example: to find Form HUD-50080, click on “HUD-5”

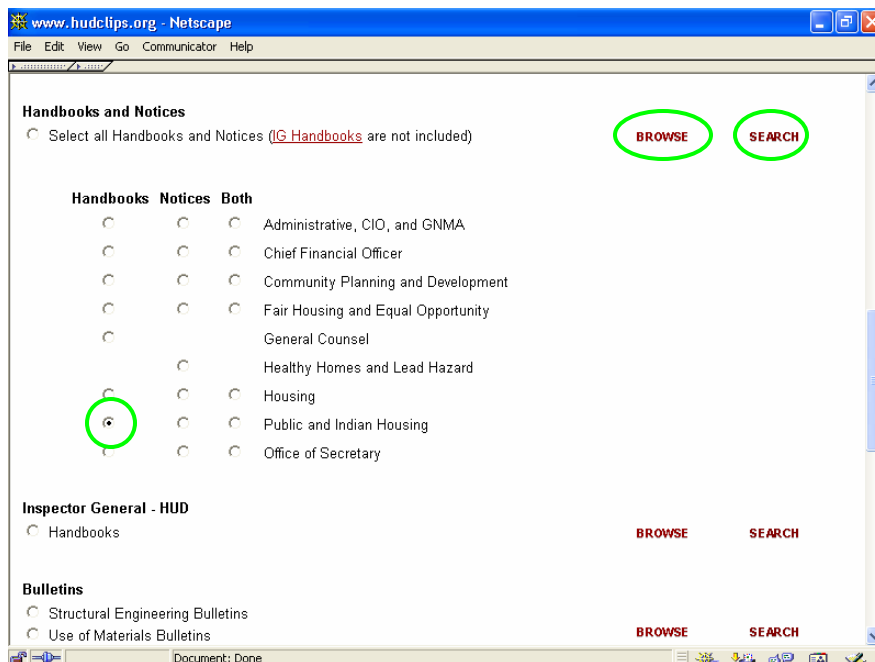


Then click on the link for the form that you need.

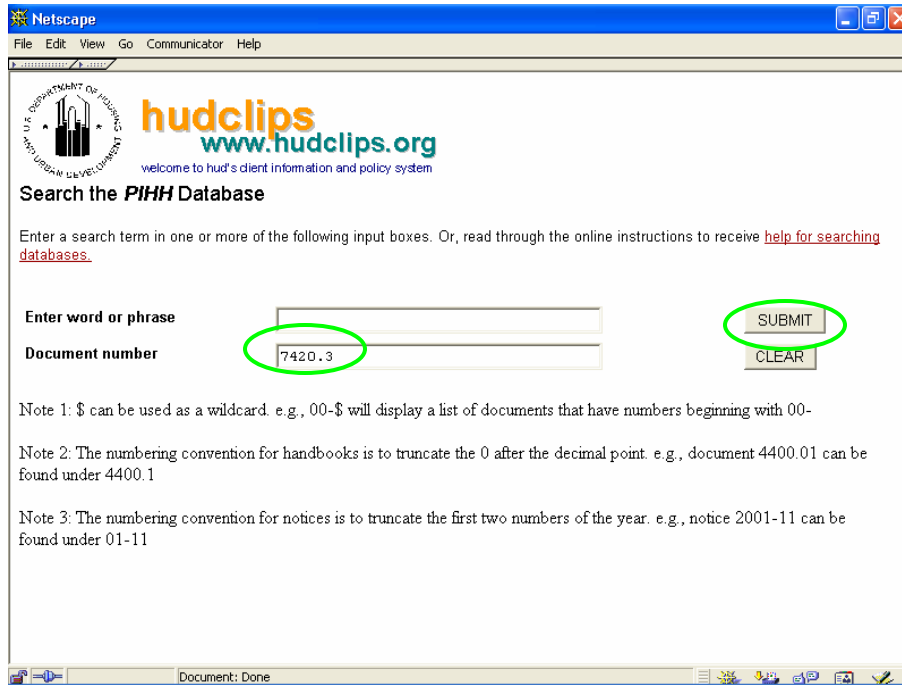


To search or browse for a HUD Directive, click on the “library” link. If you are trying to find a HUD Handbook, go to the list of HUD Handbooks and Notices and click on the appropriate radial buttons.

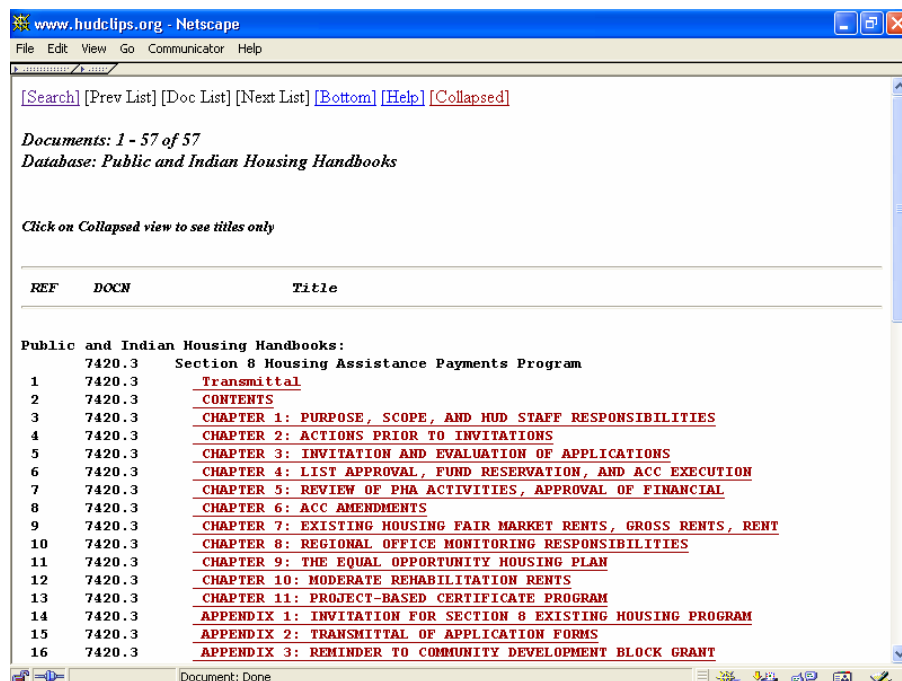
Example: to find a Public Housing Handbook, click on the button for Public and Indian Housing, under the column heading for Handbooks. Then click on either “Browse” or “Search”. Use SEARCH if you know the Handbook number.



Example: You are searching for the Public Housing Handbook 7420.3, Section 8 Housing Assistance Payments Program. After selecting the Public Housing Handbook radial button and clicking on “Search”, enter the Handbook number in the Document Number field and click on “Submit.”



Handbook 7420.3 will be listed with each chapter hyperlinked separately for you to read on-line or print out as you wish.



**Federal Regulations:** You can access the Government Printing office website at [www.gpoaccess.gov/nara/index.html](http://www.gpoaccess.gov/nara/index.html) to obtain the **Code of Federal Regulations** and the **Federal Register**.



**HUD's On-line Library:** If you can't find what you're looking for on HUD's website, try our on-line Library. It is divided into bookshelves that can help you get right to the topic of your choice. From the front page, click on the topic "Library."



**Common Questions:** If you're looking for something in particular on HUD's website and it isn't obvious to you where to start, click on "Common Questions" in the topics column on the left. We've put answers to the questions we get most often, right at your fingertips.